

LEASE BOUNDARY

LEGEND:

C7 BERTH No.

NOTES:

1. FOR LAYOUT DETAILS REFER TO DRAWING No. 6089-101.
2. BERTH SIZE IS MAXIMUM VESSEL OVERALL LENGTH THAT CAN BE ACCOMMODATED WITHIN THE BERTH.

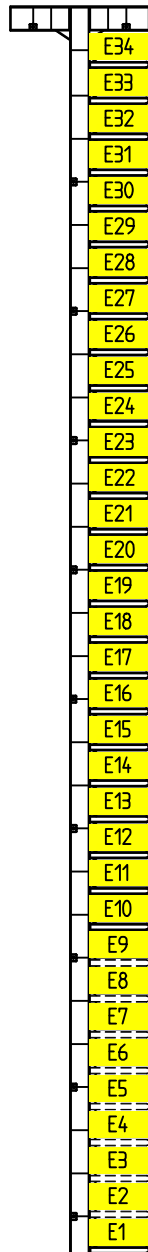
BERTH SIZE (m)	BERTH WIDTH (m)	FINGER LENGTH (m)	FINGER WIDTH (m)
8	4.4	7.895	0.85
10	5.1	9.995	1.05
12	5.4	12.095	1.05
14	5.85	13.895	1.05

BERTH SIZE (m)	BERTH WIDTH (m)	FINGER LENGTH (m)	FINGER WIDTH (m)
8	3.9	7.895	0.85
10	4.6	9.995	1.05
12	5.4	12.095	1.05
14	5.8	13.895	1.05

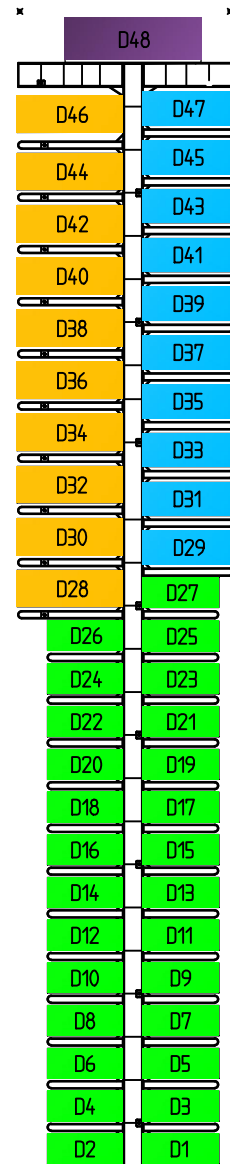
(DIMENSIONS EXCLUDE FENDER)

	8m
	10m
	12m
	14m
	16m
	18m

PIER E



PIER D



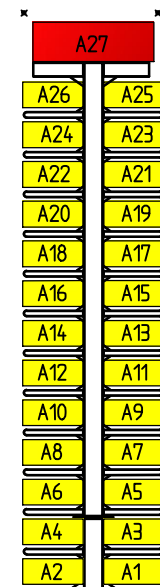
PIER C



PIER B



PIER A



PLAN

0 10 20 30 40 50m

SCALE 1 : 1000 (A3)

SP2
425105.030 E
812681.240 N

SP1
425007.030 E
812608.740 N

FOR INFORMATION

Bellingham MARINE
Bellingham Marine New Zealand Ltd.
The World's Most Comprehensive Marina Builder
80 Portage Road, Orakau, Auckland, New Zealand
Phone: (09) 273 5311 Fax: (09) 273 5312
Email: bmnz@bellingham-marine.co.nz Website: www.bellingham-marine.co.nz

UNIFLOAT
Precision engineered flotation systems

Revisions

This plan is copyright and cannot be used or reproduced without the written permission of International Marina Consultants

International Marina Consultants

Consultants to the Marina Industry.

International Marina Consultants Pty. Ltd.
A.C.N. 079 905 481

Suite 2, Building 4, 107 Miles Platting Road, EIGHT MILE PLAINS QLD 4113, Australia
Phone (07)3892 5711 Fax (07)3892 5611
Email : imc@imc-marinas.com

CLIENT:

**BELLINGHAM MARINE
NEW ZEALAND LTD**

PROJECT:

QUEENSTOWN MARINA

TITLE:

BERTH LAYOUT

Date: 03/05/2024

Drawing No.: 6089-SK10

Scale: AS SHOWN

Drawn By: A.L.F. Checked By:

Approved By: