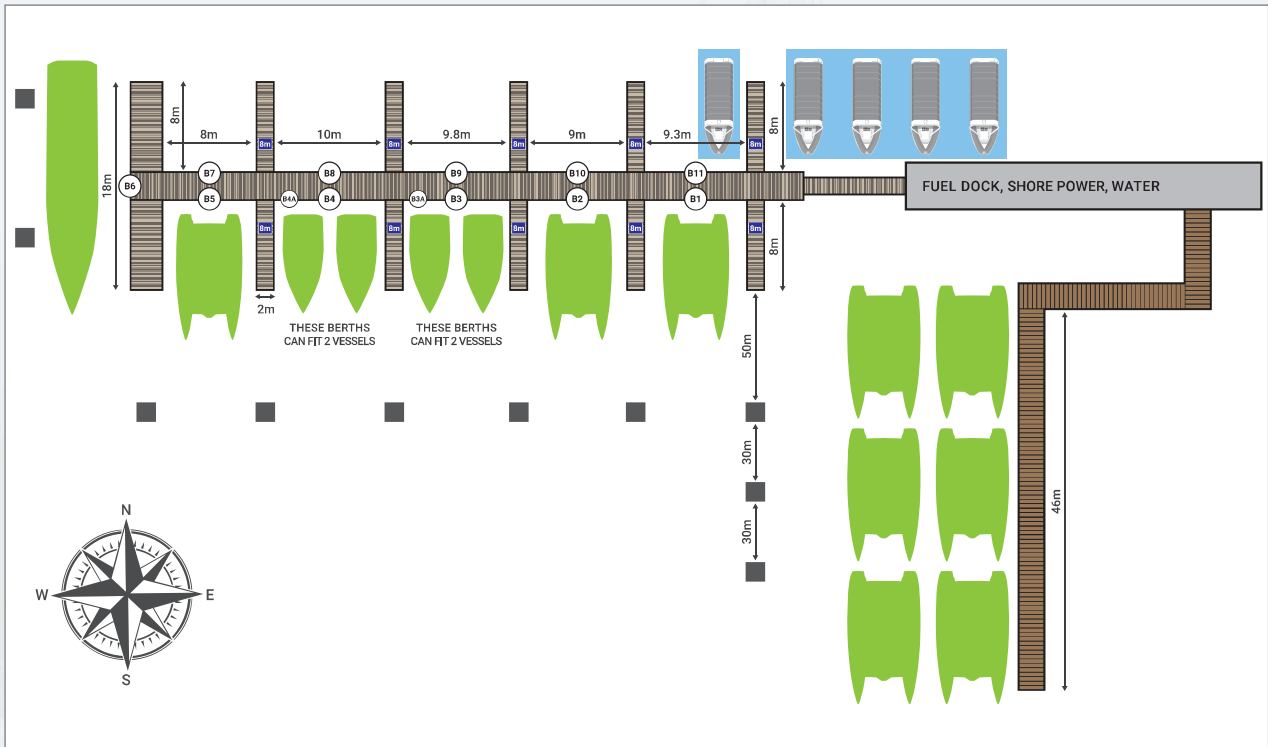


BERTHS



WATER DEPTH AT MARINA (LOW TIDE)

- Berths B2 to B10 is 5 metre depth
- Berths B1 and B11 is 3.6 metre depth





BERTH TYPES

- 5 x Med moor berth positions on the floating dock for up to 35 metre LOA, with 4 metre depth and access to 65 Amp shore power.
- 2 x <30 metre LOA alongside berth, with 3.6 metre depth and access to 65 Amp shore power.
- We have 2.2 ton blocks in the water and tie ground lines onto these.

SERVICES

- Ketapang restaurant & bar
- Swimming pool & lounge area
- Laundry services
- High speed WIFI
- 24-hour security
- Filtered fuel
- Freezer storage
- BBQ & BBQ rental for groups
- Reception facility for logistical support
- Transport arrangements
- Delivery address for packages
- Access to professional boat maintenance team

MAP KEY

-  Vessel
-  Dive Boats
-  2.2 Ton Blocks with Ground Lines
-  Wooden Jetty